



Bulletin



March 2021

SEDXC OFFICERS

President

Dick Baxter, K5TF
K5tf58@gmail.com

Vice President

Mike Weathers, ND4V
ND4V@comcast.net

Secretary

Paul Kelley, W4KLY
w4kly@bellsouth.net

Treasurer

Jeffrey Cantor, K1ZN
jacantor9@Gmail.com

Activities

Norm Schklar, WA4ZXV
WA4ZXV@arrl.net

Appointed Positions

SEDXC Bulletin Editor

Clark Macaulay, WU4B
clark.macaulay@gmail.com

Membership Committee Chairman

Bill Barr, N4NX
n4nx@arrl.net

Webmaster

Chaz Cone, W4GKF
w4gkf@chazcone.com

This Month's Meeting

Date/Time: **Thursday March 18th @ 7:00 PM**
Location: **Zoom Telemeeting**
Info: www.sedxc.org
Topic: **NCDXF/IARU International Beacon Project**
Speakers: **Kevin K6TD & Ned AA7A**

From the Prez



Dick K5TF

March is here already! Wow!

I spend most of my on-air time chasing band fills. Not too much added this month, despite the contests. I am awaiting the opening of the six meter season.

I thank Bob, K4UEE for his leadership with the K4SSU testimonial plaque and visit to David's YL & family.

We will once again meet virtually (Zoom) on March 18th 2021 at 7 PM EST. Our program this month is presented by the Northern California DX Foundation's Beacon Project. Kevin, K6TD and Ned, AA7A will do the presentation on the project and the use of Reverse Beacons for assessing band propagation. Please join us on Thursday, March 18th.

INSIDE THIS ISSUE

- 1 From the Prez
- 2 *VP's Corner; Around the Shack; Treasurer's Journal*
DXpedition Funding Requests
25 Years Ago in SEDXC

Again, we wish our President, Dick, K5TF best wishes with family matters, and Vice President, Mike, ND4V a quick get well!

Jeff / K1ZN for

Dick K5TF ❖

VP's Corner

Mike ND4V



I had my second Covid-19 vaccination last Monday. Also made my reservations for Huntsville Hamfest. I am mentally ready to get out of the house and see some of you face-to-face. However, until we know more about how the vaccine controls the spread of the virus, I'm staying masked up and I hope you will too!

I listened around for a while during the ARRL SSB contest, didn't seem to be as many stations on as usual. I did give the PJ2T guys a couple of points. If you played, I hope your scores were good.

Again, thanks to Jeff, K1ZN for keeping the club alive with great programs while Dick and I were unavailable.

As we head toward election of officers, I hope you will step up and take an officer slot. All of your current officers are pretty well burned out and the club will really benefit from new blood!

Be safe and 73,

Mike ND4V ❖

Treasurer's Journal

Jeff K1ZN



Checking Account Balance March 6th 2021): \$15,367.88

Expenses Month of February 2021:

- 1) ARRL Brick – K4SSU - \$271.95
- 2) CQ 160 – WWROF Plaque Sponsor \$55.
- 3) GA QSO Party Plaque Sponsor \$30.00
- 4) K4SSU (SK) Testimonial Plaque - \$75.

Please see the pix of the K4SSU (SK) Plaque at the end of the Bulletin.

Jeff K1ZN ❖

Around the Shack

de N4GG/4



Last month I wrote about transmit quality mica capacitors. I mentioned in closing that this month's *Around the Shack* would describe their use in L-Networks.

Okay, okay - before you tune out with the thoughts: "Wonky, won't understand, I don't build, not digital, probably too much math, etc." please bear with me. You have antennas, yes? They sometimes have an SWR other than 1:1, yes? Maybe you want to use an existing antenna on a different band, or just try something new? Maybe you want an extra dB or two out of an existing antenna? Maybe you want to change a single band antenna into a dual band antenna? Maybe you want more bandwidth out of an existing antenna? A simple L-Network can often get you these things and it will be

a snap to make. Please trust me on the “simplicity” part. Can you solder? Then you can make an L-Network. It’s only two parts, a capacitor and an inductor.

When I wrote last month’s column on transmit quality mica capacitors I wondered if subjects like that, admittedly directed toward the niches of HF, QRO, the low bands and DIY are of interest to more than one or two people.

Meanwhile, something arrived in the mail to convince me I might be writing for an audience of more than one.

That “something” was the February 2021 QST which arrived the day after I submitted last month’s article to the editors. Low and behold, there on page 33 is the article *Using Your 160-Meter Vertical on 80 Meters*, and one of the key components used in the design is a transmit quality mica capacitor.

The photo that appears on page 34 in the QST article is shown here as **Figure 1**. It is used with the permission of the ARRL.

Note the capacitor in the center of the photo. It’s not only a transmit quality mica capacitor - by coincidence it’s identical to the one shown as Figure 4 last month. I have included it here as **Figure 2**. The QST copy reads: “My unit uses a fixed 300 pF surplus silver mica transmitting capacitor from a friend’s junkbox.”




Fig. 1



Fig. 2

I mentioned last month that the two best places to find capacitors of this type are in musty cardboard boxes at hamfest flea markets and your best friend’s junkbox.

I love it when a plan comes together.

As they say on TV: “But wait, there’s more!” This month’s article is about L-Networks and I was wondering what to use for a picture of one. I’m writing away from my home QTH. I had the capacitor pictures from last month, but no picture of a typical inductor or a capacitor and inductor together to form a network. There is an L-Network out back at N4GG but I’m not home to take the picture - QST to the rescue.

Refer again to **Figure 1**. In addition to the transmit quality mica capacitor, a typical inductor is shown. The article describes a network that is similar to an L-Network and uses the same parts.

Now, ahem, the question is still on the table. Is this of interest to you? It should be if you are on HF or six meters because L-Networks can accomplish those things mentioned above and because you might want to know more about the ones you already own. Yes, you may own and be using one or more L-Networks. Antenna tuners frequently use L-Networks. The antenna tuners built into higher-end HF radios also use them.

To obtain a design for an L-Network I use the software program “TLW” (Transmission Lines for Windows). TLW comes with the ARRL Antenna Book and is invaluable for determining the loss in transmission lines. It includes built-in

models for all the common coax types as well as for ladder line (window line) and open wire line. It also designs L-Networks and Pi networks that will match an antenna to 50 ohms and it does that without effort on the user's part.

Let's take a look at a common case where we are going to need a matching network of some kind. **Figure 3** shows an inverted-L for 160 meters. I choose random lengths for the vertical and "horizontal" wires such that the antenna is too long for 160 meters. It's resonant around 1.5 Mhz. The "horizontal" wire is sloping. I did that because in my experience that's how most of them wind up.

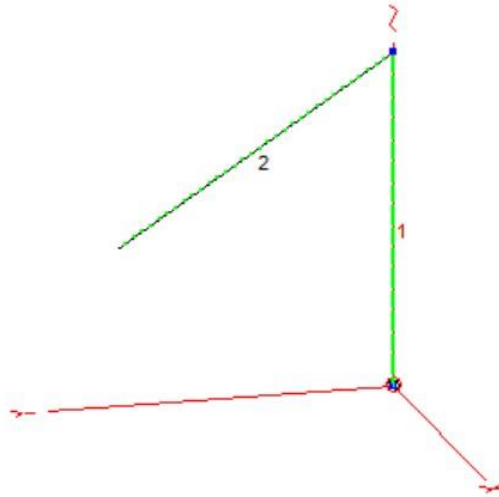


Fig. 3

Making 160-meter verticals and inverted-L's "too long" is a good practice. It raises the point of maximum current up off the ground. That's a good subject for another column.

If we have the antenna in **Figure 3** up and ready to go, the next step is to measure it with an antenna analyzer at the operating frequency of interest. In this case that's 1.83 Mhz. An MFJ-259 would be fine for the task as would any of the many new antenna analyzers hitting the market. If the antenna is not up and just a concept, you will need to model the antenna or have someone do it for you. Someone who is familiar with modeling can model the antenna in **Figure 3** in one or two minutes. It's only two wires. At my away-from-home QTH I don't have an antenna like **Figure 3** to measure, so I used EZNEC to model the antenna at 1.83 Mhz. The model says the feed-point impedance is 25.07 ohms resistive and 219.5 ohms reactive.

Now, let's stop here for a moment and recognize something. You don't have to understand anything I just wrote. You don't need to know what reactance is. You don't need to know how to model antennas if you can take an antenna analyzer and measure the antenna you are working with. You can also call an old salt like me and he or she will model an antenna for you. Don't be intimidated. There is no math and very little knowledge needed.

Take a look at **Figure 4** (next page). This is the front page of TLW. It might look complicated at first glance, but it really isn't. There are four things to fill in and then the program does the work. The first two selections, up at the top, are to choose a transmission line type from a pull down menu, and its length. In this example I chose RG-213, and I set the length to 0.001 feet. I did that because I wanted the L-Network calculated to be at the antenna. Had I used a typical transmission line length, for example 200 feet the program would compute an L-Network matching network for the far end (shack end) of 200 feet of coax. The base of the antenna is a better place for the matching network in this case, but the shack end is certainly convenient.

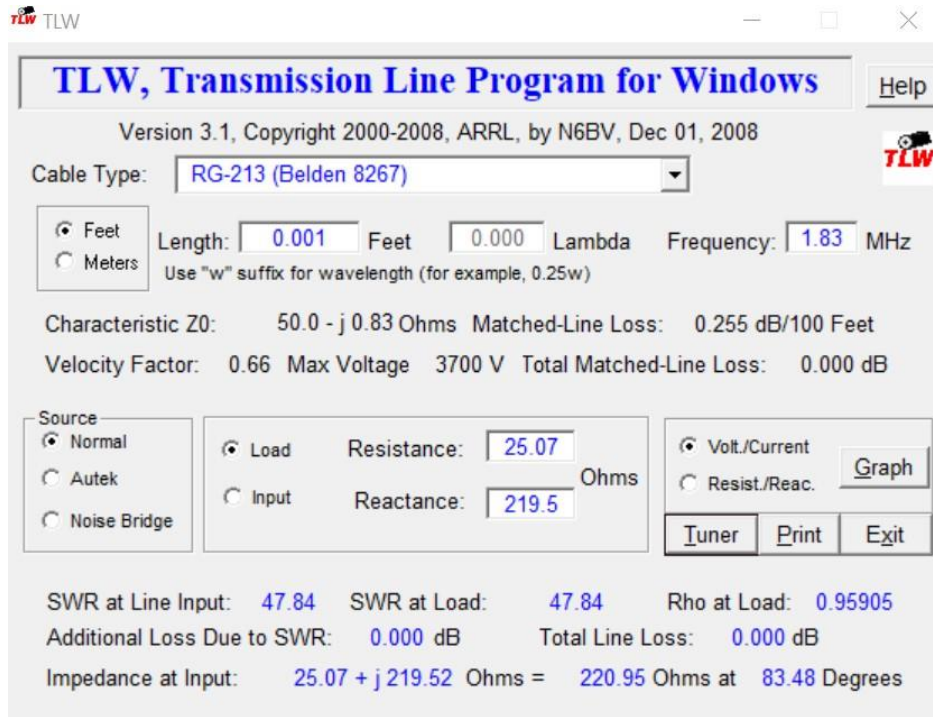


Fig. 4

The third thing to fill in is the frequency of interest. In the upper right corner I entered 1.83 Mhz. Following? Easy so far, right?

The last entry we need to make goes into the columns labeled “Resistance” and “Reactance” in the center of the page. In this case I used the numbers I got from the antenna model – 25.07 ohms resistance and 219.5 ohms reactance. Remember these numbers could have come from a measurement with an MFJ-259. If you design antennas a lot and/or do some reading, you can also approximate these numbers and guess pretty close!

You will see lots of other numbers in Figure 4 and you can ignore them. The program fills things in with defaults and works with the numbers you have entered to offer some answers in addition to the L-Network that’s going to be needed. Notice at the bottom of **Figure 4** TLW has told us that without a matching network the SWR at the antenna is going to be 47:1! WE WILL need a matching network!

Okay, now that we have our numbers loaded into the front page of TLW we click that button in the lower right labeled “Tuner,” and up comes **Figure 5** (next page). Here it is, our L-Network. Designed and ready to go.

High-Pass L-Network

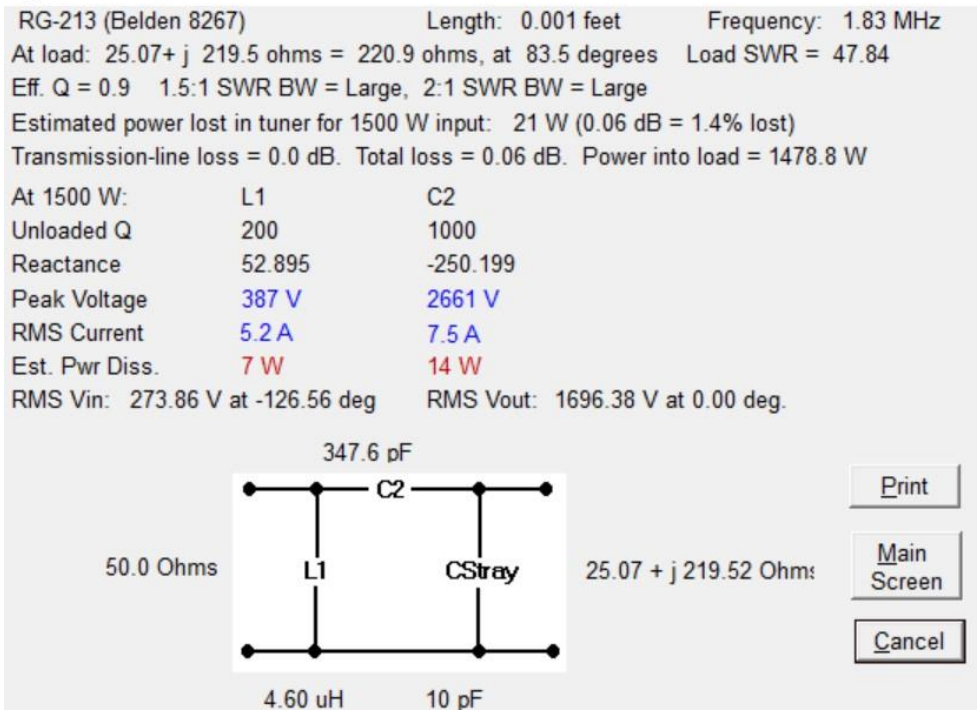


Fig. 5

The diagram at the bottom of the figure tells us what we need and how to hook it up. Notice on the left side it says 50.0 ohms. That's where our transmission line will connect and the SWR will be 1:1. On the right side it says 25.07 ohms resistance and 219.52 ohms reactance. That's what we entered on TLW's front page. That's the antenna.

The diagram tells us we are going to need a 347 pF capacitor and a 4.6 uH inductor. Also note something called "CStray." By default the program assumes random wiring and connections will add a few pF across the antenna. It's there for the sake of accuracy and can be ignored. Before we figure out where the two parts we need are going to come from, we need to take a good hard look at the columns labeled "L1" and "C2." All the numbers are for 1500 watts of power at the antenna. Elsewhere within the program you can change the power to any number you wish. The program has plugged in quite a few default values to do its calculations and these are shown. If you have a good technical understanding you will recognize them and if not, don't worry about it. The defaults will get you close enough.

Looking at the "C2" column we see the peak voltage across the capacitor is 2661 volts! The current through the capacitor is 7.5 amps. This requires exactly what I described last month – a transmit quality mica capacitor. The one in Figure 2 is rated at 5000 volts and 2.7 amps. It has plenty of margin for voltage, but we would be pushing our luck to use this capacitor based on its current rating. I have pushed my luck and used capacitors of this type at twice their rated current, but I can't guarantee you will get away with it. Working in our favor is the fact we will see something less than 1500 watts at the antenna due to transmission line loss and on CW and SSB the duty cycle is well under 100%. To get a current rating that is more conservative we will require two capacitors in parallel. The value of capacitance is not critical. A capacitor of approximately 300 pF (just like Figure 2, again!) and 50 pF in parallel will work fine. Current will split between the two capacitors and, although not equally, will probably be okay. Two capacitors of around 175 pF with high current ratings would be ideal (in parallel). An alternative is to use a single capacitor with a higher current rating. These are available if you shop the internet. In this application you sometimes see vacuum variable capacitors – they easily exceed the requirements.

Now let's look at the "L1" column. The inductor will have 387 volts across it (peak) and 5.2 amps running through it. The inductor will be homebrew and not difficult to make. Note the inductor in Figure 1. The author indicates it is 13 uH. We will need something just like it but with fewer turns to get us 4.6 uH. The formula for an inductor is in the ARRL handbooks and in many places on the web. The variables are the diameter of the coil, the number of turns and

the turns per inch. My preferred coil form is a drinking glass you can buy at Target for \$1. They are about 3 inches in diameter and made of polycarbonate. Polycarbonate is rugged and UV tolerant. I cut the bottom off the glass, drill a hole at each end (just like in Figure 1) and wind the number of turns the formula tells me I need. If you use a \$1 drinking glass from Target you get your choice of color!

Here are two things to note.

First, column "L1" tells us we could expect to dissipate 7 watts in the inductor. That's based on default assumptions and will be directly affected by the wire gauge we use. 5.2 amps and 7 watts are not big numbers for an inductor. The QST author used #10 wire in his network. That's an adequate choice for this design as well. Lowes sells #8 and #6 wire by the foot. The heavier the wire the less loss you will incur. I'd probably use #6. Only a few feet are needed; cost isn't an issue.

Next, the last row under "C2" tells us the voltage at the antenna terminals will be 1696 volts RMS when running 1500 watts. That's about 2400 volts peak and it's RF. In the April, 2019 *Around the Shack* column, "[QRO Considerations](#)," I mentioned that 1500 watts at the base of a vertical generates enough voltage to cause bodily harm and set dry leaves on fire. Safety precautions are needed. Also, the insulator at the base of the vertical must handle the voltage, in the rain, with some safety margin.

If a vertical is a conventional quarter wavelength tall it will be around 35 ohms at resonance and the voltage present won't be challenging. In this example we are operating removed from the resonant frequency and that's often a scenario where voltages will be higher. It's possible to see many thousands of volts at antenna feed-points depending on the details of the case.

TLW is a useful program in many ways and this case is a good one to study carefully.

Here is more info on the five figures used in this article.

Figure 1. A coil and capacitor similar to that used in an L-Network. From page 34, February, 2021 QST magazine. Used with permission of the ARRL.

Figure 2. The transmit quality mica capacitor that appeared as Figure 4 last month and is identical to what appears in Figure 1.

Figure 3. A "too long" inverted-L for 160 meters. The resonant frequency is 1.5 MHz.

Figure 4. The front page of TLW software. TLW is supplied with the ARRL Antenna Book.


Figure 5. The L-Network solution page from TLW.

I hope I've convinced you that there are easy solutions to meet antenna matching needs. You can do this – you can. It's two components and solder. Go for it.

73 es gud DX!

Hal N4GG/4 ❖

A TRIBUTE
to
Dave Johnson K4SSU



Let it be known that the Southeastern DX Club (SEDXC) has lost a dear friend in Dave Johnson, K4SSU, and wishes to recognize him for his many contributions to members of the SEDXC and to the Amateur Radio Community Worldwide.

Dave's generosity, willingness to help and assist others, dedication to projects, good humor and attitude represents the best example of an outstanding, true and devoted friend.

Over the years, he was always available to offer advice, organize a project and usually do most of the work required. He could always be counted on to be involved, no matter the complexity or difficulty of the project. This is especially true of Amateur Radio towers and antennas.

Most of us in our lifetime encounter only a few people who are always willing to help and would go the "extra mile" for others. Dave was one of those rare people.

He was an excellent amateur radio operator with a golden voice and a rock-crushing signal all over the world.



We are so fortunate to have had Dave in our lives. We will miss him!



SEDXC Bulletin is published monthly by the Southeastern DX Club. All opinions expressed by the contributors do not necessarily reflect those of the editor, officers, or club. All rights reserved. ❖



Worldwide Radio Operators Foundation, Inc
P O Box 529
Fredericksburg, TX 78624-0529 USA
Tax ID: 27-1435449

Donor: Southeastern DX Club
Date of Receipt: February 15, 2021
Type of Contribution: Cash
Amount of Contribution: \$55.00 U.S.
Purpose: CQWW 160M Contest Plaque Sponsorship

Dear Southeastern DX Club:

On behalf of Worldwide Radio Operators Foundation, Inc., thank you for your generous donation as noted above.

WWROF is dedicated to improving the skills of amateur radio operators around the world, utilizing education, competition, advancement of technology and scientific research, promoting international friendship and goodwill, and preparing them to better serve society in times of communication need.

Donations are tax deductible under IRS 501 (c) (3) provisions. No goods or services were provided to you for this donation.

Sincerely,

Worldwide Radio Operators Foundation, Inc.

<https://wwrof.org/>



SOUTHEASTERN DX CLUB

W4NT

*THE
SOUTH'S
PREMIER
DX CLUB*

March 1996

NEXT MEETING TIME & LOCATION

Tuesday, March 19th, 7:30 PM, Old Hickory House in the Days Inn, Roswell Rd., just inside I-285.

PRESIDENT'S MESSAGE

-Steve Schmidt, KR4DL, President

I was trapped in Florida for the beginning of the 160 phone contest. Work ran late, I had to skip two flights and the one I managed to catch was forty-five minutes late. I didn't check my bags (would have been disastrous on Atlantic Southeast Airlines) to save time and tried to hurry home (from Gate D-32) to start operating. I missed the first six hours and any chance to work Europe the first night.

On the bright side, Dave, K4JRB, worked only the first night and amassed over 100,000 points. I'm still analyzing the "multee" antenna in the Antenna Book to figure out just how he did that! I heard Ron, AB4RU, putting in a big multi-single effort, shorthanded (sorry Ron). Heard many others, so I know many of you were there.

I want to take this opportunity to thank all of you that put in an effort for the club. Now let's get those logs in! We're currently running about fourth place in the club standings, behind FRC, PVRC and YCCC. Probably no way we can catch FRC, but the latter two are beatable. If you haven't sent in your CW log, it's not too late! Just send it in with your Phone log. Send the logs to David L. Thompson, K4JRB. He likes disks with a CT.Bin or NA.Bin file, but a paper log will work just fine. See the rules in November CQ magazine, page 120 for more complete information. Don't forget to show your club affiliation in the appropriate spot!

Kiyoshi, AE4EZ, reports that Ken's (JA1CMD/AD4WF) trip to Christmas Island has been pushed back five days. He'll be on Christmas as VK9XH on March 24th and 25th, then will operate from Cocos-Keeling as VK9CA from March 26th through the 30th. He's only running 100 watts, so this

one will be tough for us little pistols. He'll be focusing on some low band operating; QSL to Kiyoshi.

Many of you may have read about the upcoming DXpedition to Raoul Island in the Kermadecs. Al Hernandez, WA3YVN, will join ZL2HU, ZL2DX, ZL2TT, ZL2AL and a Japanese operator to be named later. They will be on for eleven days (May 4-14) with four complete HF stations and have been given rare permission to remain on the island around the clock for the entire eleven days.

Al has requested financial support from the SEDX Club and has provided material supporting the viability of their operation. Kermadec ranks 14th as the overall "most needed" country and 10th as the "most needed" from the eastern United States. We'll probably raise this issue at the next meeting. Hope to see you there!

73, Steve, KR4DL

FROM THE VP

-Sonny Marsh, KE4LDJ, VP

Well, the 160 contest has come and gone and I hope everyone had lots of contacts. I was no help at all because I still don't have an antenna for 160. I asked "ALL" the other night on the packet what was the lowest SFI anyone remembered seeing. My lowest response was 63. Any of you ever see it lower than that?

I was unable to get a live speaker for next month's meeting so we will have the Peter I Dxpediton video. I'm sure most of you have seen it, but you must agree it's one of the best. Hope to see you at the next meeting.

-73, Sonny, KE4LDJ

The SEDXC Newsletter is published monthly by the Southeastern DX Club. All opinions expressed by the contributors do not necessarily reflect those of the editor, officers, or club. We welcome your opinion.

MINUTES, SEDXC MEETING 1/16/96

-Buddy Harrell, W4OUN, Sec.

MINUTES FROM JANUARY, 1996 MEETING

The meeting was called to order at approximately 7:30 PM. After the usual round of introductions, everyone was requested to sign the attendance list. It was motioned, seconded, and approved that the minutes from the last meeting be accepted.

OLD BUSINESS Nancy reminded everyone that the club will handle outbound DX QSL cards for members and DX'ers for whom club members may be QSL Managers. Any questions on how it works or clarification of rules, call Nancy. Also, Nancy is going to try to get Scitrek cards for W4NT.

\$485 was collected for the AD4NQ fund. A motion was made and passed to provide matching funds of 10%.

According to Bylaws, a membership list is to be published within 60 days of a new slate of officers taking office. The list is now in electronic form and should be published to accompany the next newsletter. Also, Steve is in the process of updating the Constitution and Bylaws.

It was announced that Kioshi will handle QSL cards for VK9XH Cocos-Keeling.

NEW BUSINESS Dick, K2UFT presented a proposal for an award for working members and alumni of SEDXC. This could be especially desirable in this Olympics year. Bill Barr has some certificates and info from a previous awards program. It was decided to proceed with the achievement award as proposed by Dick.

Other awards and call info. WB4ZNH discussed that the club will be 40 years old in 98. We could apply for use of special calls such as WB40ZNH. N4UCK is also working on use of "400" prefix during the Olympic year.

Carl Henson led a discussion of DXCC qualifications and some of the recent decisions made vis-a-vis Yemen, Aruba, etc.

ANNOUNCEMENTS John, K4BAI expressed thanks to the club for the opportunity to represent the club at the WRTC. Bill Fisher KM9P will be his team member.

PROGRAM John, K4BAI, presented info on WRTC and discussed some of the changes since the 1990 contest.

73 & DX, Buddy W4OUN

TREASURER'S REPORT

-Nancy Draheim, NK4U

Balance 1/31/96 (Checkbook)	<u>\$2315.87</u>
Income:	<u>\$422.00</u>
Expenses:	
QSL Outgoing Buro	5.40
Andy AD4NQ Fund	550.00
Balance Checking 2/28/96	<u>\$2182.47</u>
See everyone on the 20th.	
	-73, Nancy NK4U

BEEPS DE K2UFT

-Dick Bentley, K2UFT, Activities Director

Coming up March 30-31, CQ World Wide WPX Contest. Complete rules in the January issue of CQ magazine. Interestingly, this contest was rated by recent respondents in a K1AR survey as the #2 contest of only 7.5% of those responding and none put it in the #1 column at all. If you have a relatively unique prefix, such as NQ4I, you'll have a built-in demand since prefixes are the multipliers.

Found a neat graphic featuring a night time shot of downtown Atlanta that we won't have to pay royalties on for the back drop of our forthcoming award. Its still under construction, so stayed tuned. Hope to have it printed and advertised prior to the big event downtown - the Atlanta Ham Festival of course, what else were you thinking? Since our bulletin gets World Wide distribution on the Web, I can't mention that other event without fear of lawsuit or demand for royalties.

The Atlanta Ham Festival is also under construction and we've arranged for heavy exposure on the World Wide Web. Check into the following site if you can: [HTTP://WWW.EVENTS2000.COM/ARCHAMFEST.html](http://WWW.EVENTS2000.COM/ARCHAMFEST.html) The Web Page includes full details of the site (Old Sears Bldg. downtown), date & times (June 8 & 9), facility and site maps, instructions and application forms for commercial and flea market space.

See you at the meeting March 19.

-73 Dick, K2UFT - Activities Manager

1996 Atlanta HamFestival
June 8 - 9, 1996
WE'RE BAAAAACK...FOR '96

We've moved the date back to June 8-9 to accommodate the Olympic Centennial Games.

We've negotiated exhibition space in historic City Hall East. Many of you will remember it as the Sears store on Ponce de Leon. The facilities feature a covered outdoor boneyard, copious air conditioned commercial space and indoor flea market space, all reasonably priced. Commercial electric hookups will be free. We are passing along the savings to our exhibitors and guests as we learn to work with our new location.

Free, guarded parking for RV's will be available in adjacent parking areas.

The Hamfestival has been sanctioned by the ARRL and has been designated the ARRL Georgia State Convention for 1996.

You might say the Olympics Centennial has been the force that will return us to our hamfest roots - outdoor tailgating in June when the temperature seldom exceeds 90°. June '96 will be a great time to be in Atlanta. Our location is near the Carter Presidential Center, King Center, Scitrek, Zoo Atlanta and convenient to all of the amenities of downtown Atlanta. Plenty of media technicians (many of whom are hams) will be in town setting up for the games.

What more could you ask? Here's where to ask:

General Information:

CALL: Marty Reynolds, HamFestival Chairman, on 404-814-9304

INTERNET: MARTY@AA4RM.RADIO.ORG

WEBSITE: HTTP://WWW.EVENTS2000.COM/ARCHAMFEST.html

Commercial Vendors CALL: Bill Bass 770-493-8438

DXPEDITION to VK9C & VK9X

DATE CHANGE

1. QRV From COCOS KEELING Callsign:

VK9CA Date: March 26-30, 1996

2. QRV from CHIRISTMAS Is. Callsign:VK9HX

Date: March 24-25, 1996

3. Both QRV: Band: 160 ~10m, All Band, Mostly

WARC Band. Mode: CW/SSB RIG: 100W

Only(Legal Power under regulation of VK)

Op. Ken, AD4WF & JA1CMD

73? Kiyoshi Endo. AE4EA & JA0BSL

FAX: (770) 502-9827

INTERNET: 103222:760@compuserve.com

March 1996

DX TIDBITS

-Rick, N4XMX

Two big contests since the last meeting! Starting off was the CQ 160M phone. Had limited time to spend but made a run at it. Each time I push a little further towards the west coast. The sixes don't really start until around midnight anyway. Sometimes I wish I had a long wire up but then there are people I can hear but can't hear me! Oh well. The Carribbean is still hit or miss depending on conditions and the operators. Very frustrating to hear someone continuously CQ, get no strong answer but refuse to try to work a weaker station. What is there to lose?

Thought I was going to miss the ARRL DX phone contest by being out of town but at the last minute, things changed. Friday night worked a bunch of 20M EU just to put some stuff in the log. Then, I figured, time to buckle down and work some 160/80/40. Need some more low bands for 5BDXCC anyway. (one does have to decide whether to contest or chase DX!) Threw all the switches to connect to the big GAP, hooked in the MFJ SWR checker and lo and behold, it won't load! Not even close! On 160/80/40 the SWR could not be tuned anywhere near. Went to bed.

Next morning, went out to examine antenna. Turns out the kids had tripped over the couterpoise wire connection and broken it! A quick fix and it's ready for Saturday night. ON4UN big signal on 80! Got Carlos at TIIC on 160. Always nice to hear "You're 59 KW, Rick." I don't care what CD or software he's running, it's a nice touch. I go out of my way to work him, regardless of band. Good QSL'er too (through manager). Moral: Contest stations, be nice. Someone might work you who really doesn't need another P4, VP5 or VP9 card.

-CU in the pileups...

Rick, N4XMX

Big Contest Score!

The following Southeastern DX Club member was listed prominently in the scoring for:
1995 CQWW WPX SSB Contest: P40R (Bob, K4UEE op.) was 2nd in the world with 15,705,995 points from Aruba, missing first by just 126,800 points. Way to go, Bob!

Article IV.
Meetings of the Club

- A. Regular Meetings shall be held once each month at a time and place selected by the Officers of the Club.
- B. Special Meetings may be held at a time and place selected by the Officers of the Club provided that at least seven days notice is given the full membership by First Class Mail.

Article V.
Activities of the Club

- A. Club Activities should include, but not be limited to:
 - 1. Participation in all DX contests of bona fide Amateur organizations shall be encouraged.
 - 2. Publication of an official Bulletin informing members of meeting content, DX and member news and so forth shall be ~~published~~ ~~maintained and continued~~.
 - 3. The Club shall render any technical, or clerical, and or financial assistance to DX Stations approved by the Club.
 - 4. The Club shall institute any Operating Achievement Awards deemed appropriate.
 - 5. The Club shall maintain a radio net for the benefit of the Membership. *For the purposes of this provision, publishing DX packetcluster frequencies and DX communication frequencies shall be deemed to satisfy this requirement.*
 - 6. The Club shall apply for and strive to maintain Club Affiliation with the ARRL.

Article VI.
Bylaws

- A. In addition to this Constitution, the Club shall be governed by a set of Bylaws designed to govern each Article of the Constitution and to be approved as soon as possible after adoption of this Constitution.

Article VII.
Amendments to this Constitution and Bylaws

- A. This Constitution and the Bylaws of the Club may be amended by a majority of Regular Members present at a meeting, providing the total Membership has been notified by First Class Mail of the pending action at least seven days prior to said meeting.

Bylaws of the Constitution of the Southeastern DX Club

1. The Club shall be governed as stated by the Constitution and Bylaws of the Southeastern DX Club according to Robert's Rules of Order.
2. Any motion by any member of the Club, or any ruling or action by the current *B*oard of Officers of the Club (*the "Board"*) which conflicts with any Article of the Constitution or any Bylaw of the Constitution of the Club shall be out of order and immediately so ruled by the *Presiding Officer*. Any *Regular* full *M*ember of the Club may challenge and request a vote on any ruling by the *Presiding Officer* of the Club. A simple majority of all *Regular M*embers voting yea shall overrule either the specific action of the *B*oard, or the ruling of the *Presiding Officer*. No *Officer* of the current *B*oard may vote on any challenge.
3. If any Article of the Constitution of the Club is deleted by amendment of the Constitution, any Bylaw pertaining to that Article of the Constitution of the Club shall also be deleted. Any proposed amendment to the Bylaws of the Club, or any motion which would change the intent of any Bylaw of the Club must be presented according to the same procedure as an amendment to the Constitution of the Club and shall require the same majority to pass.
4. In addition to the duties of each *Officer* of the Club as outlined by the Constitution of the Club, the *President* of the Club may assign additional duties to any *Officer*, including duties normally the responsibility of another *Officer*. If any *Officer* of the Club is unable to continue their duties, the *President* of the Club, or *Vice President* if the *Officer* resigning is the *President*, shall appoint any member of the Club to fulfill the remaining term of the retiring *Officer* with the single exception that an *Associate M*ember may not be appointed to the office of *Vice President* of the Club. If both the *President* and *Vice President* resign, the remaining *Officers* of the board will immediately follow the procedures for election of a complete board of *Officers*. During such time as elapses before such election occurs, the remaining *Officers* of the Board shall serve as a joint committee, with all powers normally exercised by the full *B*oard of *Officers*. The term of office by the newly elected *B*oard shall expire at such time as would normally occur, except, if less than 2 months remain until the normal election of new *Officers*, the newly elected *Officers* shall serve for the remainder of the term of office of the previous *Officers*, and then for their normal term of office.
5. The *Secretary* of the Club shall be responsible for recording all *M*embers present at all meetings. Monthly membership attendance lists shall be retained for the last 12 months and the *Secretary* of the Club shall be responsible for passing this list to his elected successor.
6. Any *Regular* full *M*ember of the Club may, on any vote, demand that each *Regular M*ember present orally state his yea or nay to the current motion by requesting a roll call.
7. No amendment to the Constitution of the Club, or any Bylaw of the Club may be presented for consideration unless 50% of the *Regular M*embers of the Club are present. This requirement may be waived by a proper motion by any member of the Club. Unanimous consent by all *Regular* full *M*embers present shall be required for waiver of the 50% requirement.

8. The current President of the Club shall not be eligible for reelection as President of the Club, nor to the Office of Vice President of the Club. This does not exclude the nomination and election of the current President to any other office.

9. The President shall be directly responsible for the appointment of a committee comprised of *Regularfull* *M*members of the Club to nominate future *O*fficers of the Club. Of the current *B*oard of *O*fficers of the Club, only one may serve on the nominating committee. In addition to this exception, no *A*ssociate *M*member of the Club, nor any *Regular* *M*member of the Club who has served as an *O*fficer of the Club within the preceding 12 months, nor any *Regularfull* *M*member who has served on the nominating committee within the preceding 12 months may be appointed to the nominating committee. This Bylaw shall not prevent the election of any *A*ssociate *M*member of the Club to any office except President or Vice President. The intent of this Bylaw shall be that the nominating committee be comprised of a representative cross section of all *Regularfull* *M*members of the Club. No *M*member of the Club who has not attended at least 9 of the last 12 Club meetings may be nominated for any office.

10. No *M*member of the Club shall be permitted to offer any motion which would be to the direct detriment of any other *M*member or *M*members of the Club. Such a motion shall immediately be ruled out of order by the *P*residing *O*fficer.

11. All *M*members of the Club shall be bound by the Code of Ethics as presented by the ARRL, and shall not take any action or offer any motions for consideration which would be to the detriment of any other amateur radio operator, any other duly constituted radio amateur club, or the ARRL. Any motion by any *M*member of the Club which the *P*residing *O*fficer considers to be in conflict with this Bylaw shall immediately be ruled out of order.

12. All *F*ull *M*members of the Club are specifically charged with aiding all *A*ssociate *M*members of the Club toward the goal of *F*ull *M*membership. The Club itself shall dedicate its efforts in aiding all *M*members to upgrade to higher classes of license.

13. Any Bylaw of the Constitution of the Club, or any section of any Bylaw of the Club, which by 2/3 majority vote of all Club *M*members present is deemed to be in disagreement with the Articles of Constitution of the Club shall become null and void. The President shall then direct the Secretary of the Club to remove the entire Bylaw or section of the Bylaw. This action shall be printed in the next edition of the Club Newsletter. Nothing in this Bylaw shall be deemed to be in conflict with the Bylaw governing amendments to the Bylaws of the Club. This Bylaw shall not be applied in any manner to the Articles of the Constitution of the Club.

14. *The new slate of Officers each year shall be required to publish an updated roster of club members within 60 days of election*

CONSTITUTION OF THE SOUTHEASTERN DX CLUB
(Revised)

Article I.

Name and Purpose of the Club

- A. The name of the Club shall be Southeastern DX Club, with permanent headquarters in Atlanta, GA, and shall hereinafter be referred to as "the Club."
- B. The purposes of the Club shall be to promote fraternalism among Radio Amateurs of the World having a prime interest in international Amateur Radio communications and to assist members in achieving a higher standing in the ARRL DX Century Club.

Article II.

Membership in the Club

- A. Membership in the Club shall be open to all Radio Amateurs holding an active Amateur License who are interested in international Amateur Radio Communication. Membership shall be in two classes:
 - 1. Regular Members are those members who hold a valid post-*World War 2* DXCC award, issued by the American Radio Relay League. Regular Members are entitled to all Club privileges including the right to vote and to hold office.
 - 2. Associate Members are those members who have not yet received membership in DXCC. Associate Members can neither vote nor hold Office. Immediately upon receipt of the DXCC award, an Associate Member instantly and automatically becomes a Regular Member.
- B. Membership dues shall be assessed by the Officers of the Club herein-after provided for, and shall be approved by a majority vote of the Regular Members present at open meeting, provided the total Membership has been notified by First Class Mail of the pending action at least seven days prior to said meeting.
- C. Candidates for Membership shall be accepted provided they have received a majority vote of the Regular members present in open meeting.

Article III.

Officers of the Club

- A. Government of the Club shall be vested in the Officers of the Club consisting of five (5) Regular members elected each year by the Regular Members
- B. The Officers of the Club shall consist of a President, a Vice President, a Secretary, a Treasurer, and an Activities Manager.